

STOP N

Electromechanical vehicular barrier for semi-intensive and intensive use



For collective and industrial usage



Available in 230V and 24V



For booms up to 8m in length



STOP N

New design

Steel, cataphoresis, RAL 7016 grey, powder paint, textured finish

Control panel under the top cover for easier programming

The encoder technology guarantees high performance and safety in movement

4m or 6m boom with the option of combining two booms through art. BOOM-LINK to obtain a maximum length of 8m

Identify between the closing position (red LED) and the opening position (green LED). *

The metal mechanics with machined steel gears guarantee reliability and durability over time

If you have accessories installed on the rod you can find the right balances by adding or removing springs from the inner plate (KITMOLLA)

The DE@NET universal control board makes this operator compatible with the NETLINK System.



Compatible with NETCOM, the device for installation, maintenance and remote management, from your office!

The standard electromechanical limit switches give precision in adjusting the opening and closing position

* For this functionality, either art. NET-EXPANSION or art. NET-EXPANSION MINI is required.



Models

230V ~ barriers with control board for semi-intensive use



| | COD. | Art. | | | | | OTHER CHARACTERISTICS |
|-----|--------|------------------------|--------------|--|---------|---|---|
| NEW | 645052 | STOPNET/N/L-F | 6 - 8 m slow | | NET230N | ✓ | <ul style="list-style-type: none"> Electromechanical limit switches integrated Supplied with 2 springs + 1 additional one Motor control by encoder and obstacle detection |
| | 645062 | STOPNET/N/L-F/ INOX | 6 - 8 m slow | | NET230N | ✓ | |

STOPNET/N/L-F model: RAL 7016 grey colour by **cataphoresis treatment**.

INOX models: AISI 304 stainless steel, RAL 7016 grey colour by **cataphoresis treatment**.

All models:

- Led lights, boom, boom holder and foundation plate are not included.
- The barrier must be balanced correctly in order to allow a proper way of operation.
- In case of additional accessories, verify the quantity of additional KIT MOLLA needed referring to the chart "ADDITIONAL KIT MOLLA" (see p.6)

ATTENTION: you must use 1 NET24N control board with every barrier.

24V = barriers with control board for intensive use



| | COD. | Art. | | | | | OTHER CHARACTERISTICS |
|-----|--------|--------------------------|--------------|--|--------|---|---|
| NEW | 645050 | STOP24NET/N/V-F | 4 m fast | | NET24N | ✓ | <ul style="list-style-type: none"> Electromechanical limit switches integrated Supplied with 2 springs Motor control by encoder and obstacle detection |
| | 645060 | STOP24NET/N/V-F/ INOX | 4 m fast | | NET24N | ✓ | |
| | 645051 | STOP24NET/N/L-F | 6 - 8 m slow | | NET24N | ✓ | <ul style="list-style-type: none"> Electromechanical limit switches integrated Supplied with 2 springs + 1 additional one Motor control by encoder and obstacle detection |
| | 645061 | STOP24NET/N/L-F/ INOX | 6 - 8 m slow | | NET24N | ✓ | |

STOP24NET/N/V-F, STOP24NET/N/L-F models: RAL 7016 grey colour by **cataphoresis treatment**.

INOX models: AISI 304 stainless steel, RAL 7016 grey colour by **cataphoresis treatment**.

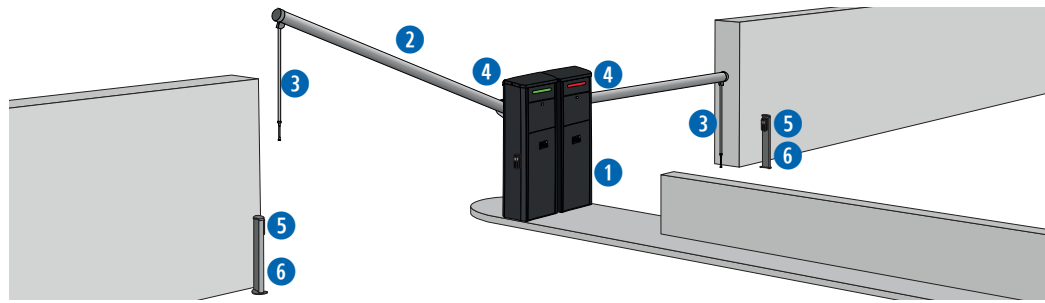
All models:

- Led lights, boom, boom holder and foundation plate are not included.
- The barrier must be balanced correctly in order to allow a proper way of operation.
- In case of additional accessories, verify the quantity of additional KIT MOLLA needed referring to the chart "ADDITIONAL KIT MOLLA" (see p.6)

ATTENTION: you must use 1 NET24N control board with every barrier.

| TECHNICAL INFO | STOPNET/N/L-F | | STOP24NET/N/V-F | STOP24NET/N/L-F | |
|-------------------------------|--------------------------|--------|-----------------|-----------------|--------|
| Boom length | 4 - 6m | 6 - 8m | 4m | 4 - 6m | 6 - 8m |
| Motor power supply (V) | 230V ~ ± 10 % (50/60 Hz) | | | 24V = | |
| Maximum power absorption (W) | 500 | | | 120 | |
| Duty cycle (cycles/hours) | 150 | 125 | 500 | 250 | 170 |
| N. max cycles in 24h. | 800 | 500 | 1500 | 1000 | 800 |
| Built-in capacitor (µF) | 18 | | | / | |
| Operating temperature (°C) | | | (-20°) - (50°) | | |
| Motor thermal protection (°C) | 150 | | | / | |
| 90° Opening time (s) | 6,5 | 8 | 2,7 | 5,3 | 7,5 |
| Weight with packing (Kg) | 81 | | | 79 | |
| Sound pressure (dBA) | | | < 70 | | |
| Protection rating | | | IPX4 | | |

Example of a typical installation



COD. 645051
Art. STOP24NET/NL-F
Electromechanical barrier

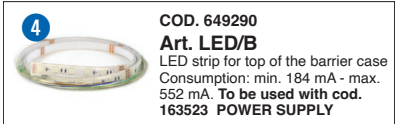
NEW



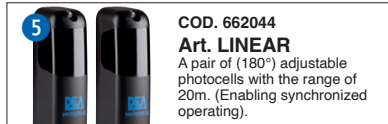
COD. 649261
Art. BOOM/6
DEA round painted boom
6125xØ80mm, with reflective
red stickers art. 1012



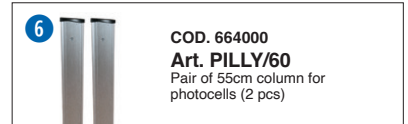
COD. 649000
Art. 1006
Mobile boom support



COD. 649290
Art. LED/B
LED strip for top of the barrier case
Consumption: min. 184 mA - max.
552 mA. **To be used with cod.
163523 POWER SUPPLY**




COD. 662044
Art. LINEAR
A pair of (180°) adjustable
photocells with the range of
20m. (Enabling synchronized
operating).



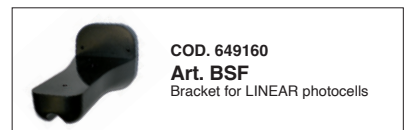
COD. 664000
Art. PILLY/60
Pair of 55cm column for
photocells (2 pcs)



COD. 649270
Art. OMEGA
Boom holder for DEA
booms art. BOOM/4 and
art. BOOM/6



COD. 649072
Art. STOP/B
Foundation plate



COD. 649160
Art. BSF
Bracket for LINEAR photocells



COD. 321810
Art. GSOFTP
Black rubber profile, EPDM S65
(24m)

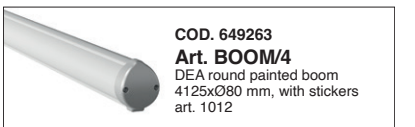


COD. 672645
Art. GTI4
Serialized white 4-channel remote
control, 433 MHz, with 3 coding
options: HCS Rolling-Code, Dip-Switch
and new D.A.R.T. coding.



COD. 668010
Art. 127
Warning sign

Specific accessories



COD. 649263
Art. BOOM/4
DEA round painted boom
4125xØ80 mm, with stickers
art. 1012



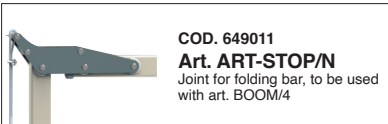
COD. 649264
Art. BOOM/6
DEA round painted boom
6125xØ80 mm, with stickers
art. 1012



COD. 649270
Art. OMEGA
Boom holder for DEA
booms art. BOOM/4 and
art. BOOM/6



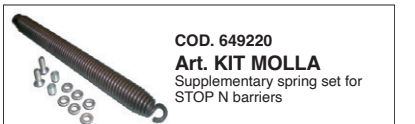
COD. 649262
Art. BOOM-LINK
Joint for boom (art. BOOM/4
and art. BOOM/6)



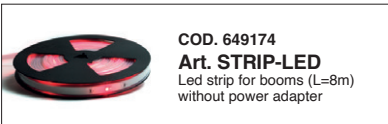
COD. 649011
Art. ART-STOP/N
Joint for folding bar, to be used
with art. BOOM/4




COD. 387100
Art. 1005/N
Aluminium skirt 2m long



COD. 649220
Art. KIT MOLLA
Supplementary spring set for
STOP N barriers




COD. 649174
Art. STRIP-LED
Led strip for booms (L=8m)
without power adapter



COD. 649000
Art. 1006
Mobile boom support



COD. 649020
Art. 1010
Height adjustable fixed boom
support



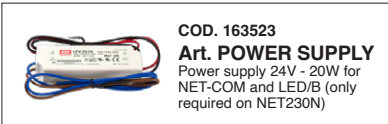
COD. 649021
Art. 1010/M
Height adjustable fixed
boom support with
magnet



COD. 101026
Art. 1012
Reflective red stickers
(1 pcs)



COD. 649290
Art. LED/B
LED strip for top of the barrier case
Consumption: min. 184 mA - max.
552 mA. **To be used with cod.
163523 POWER SUPPLY**




COD. 163523
Art. POWER SUPPLY
Power supply 24V - 20W for
NET-COM and LED/B (only
required on NET230N)



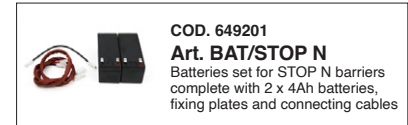
COD. 321810
Art. GSOFTP
Black rubber profile, EPDM S65
(24m)



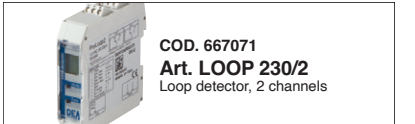
COD. 649160
Art. BSF
Bracket for LINEAR photocells



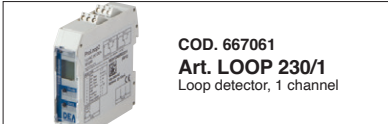
COD. 649072
Art. STOP/B
Foundation plate



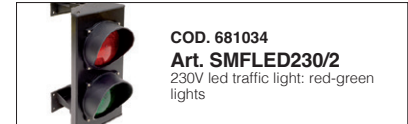
COD. 649201
Art. BAT/STOP N
Batteries set for STOP N
barriers complete with 2 x 4Ah
batteries, fixing plates and
connecting cables



COD. 667071
Art. LOOP 230/2
Loop detector, 2 channels



COD. 667061
Art. LOOP 230/1
Loop detector, 1 channel




COD. 681034
Art. SMFLED230/2
230V led traffic light: red-green
lights




COD. 681035
Art. SMFLED24/2
24V led traffic light: red-green
lights

Accessories


Articulated boom Art.ART-STOP




Aluminium skirt Ar.1005/N




Mobile support Art.1006




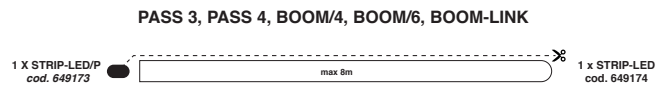
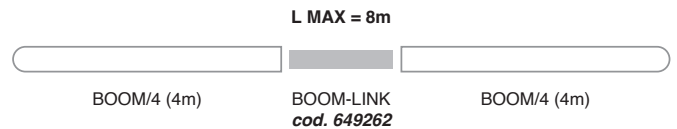
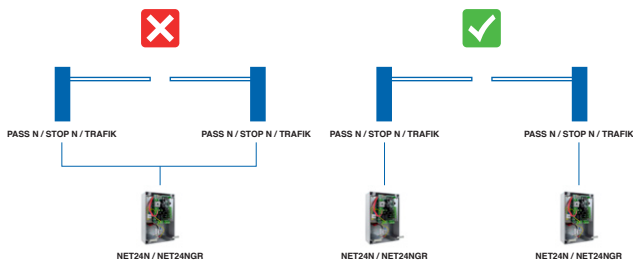
Standard support Art.1010



Support with electromagnetic lock Art.1010M



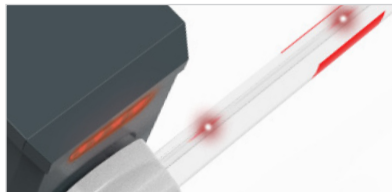
Technical info



Gearmotor with steel gears, an **endless screw** and a **bronze crown**; lubricated by a **low viscosity** grease ensuring a reduced wear rate and long life.

Equipped with an **encoder** to program; an acceleration ramp, maintaining a constant torque in the slowdown phase and detection in the event of an obstacle.

Opening and closing speeds are adjustable from 2.7 to 7.5 seconds.



Round aluminium boom, 80mm profile.

(Optional) **bicolour red/green LED strip**. A NET-EXPANSION is required for the STOP-Red and PASSAGE-Green function.








Robust painted steel frame, 2mm in thickness.


Security lock supplied with 2 keys.

STOP + BOOM + KIT MOLLA

STOP N is supplied with 2 springs applied and 1 apart.
 This table refers to the use of the barrier with light beam BOOM4 and BOOM6

| ADDITIONAL KIT MOLLA | | | | | |
|----------------------|---|---|---|--|---|
| L |  |  |  |  |  |
| | BOOM LINK | 1010/M - 1006 | GSOFTP | 1005/N | TO BE ADDED |
| 5m | ✓ | ✓ | ✓ | | + 1 |
| | ✓ | | | ✓ | |
| | ✓ | ✓ | | ✓ | |
| 6m | | | | ✓ | + 1 |
| | | ✓ | | ✓ | |
| | ✓ | ✓ | | | |
| | ✓ | | ✓ | | + 2 |
| | ✓ | ✓ | ✓ | | |
| | ✓ | | | ✓ | |
| 7m | ✓ | | | | + 1 |
| | ✓ | ✓ | | | + 2 |
| | ✓ | | ✓ | | |
| | ✓ | ✓ | | | + 3 |
| | ✓ | | | ✓ | |
| 8m | ✓ | | | | + 2 |
| | ✓ | ✓ | | | + 3 |
| | ✓ | | ✓ | | |
| | ✓ | ✓ | | | + 4 |
| | ✓ | | | ✓ | |
| | ✓ | ✓ | ✓ | | ✓ |

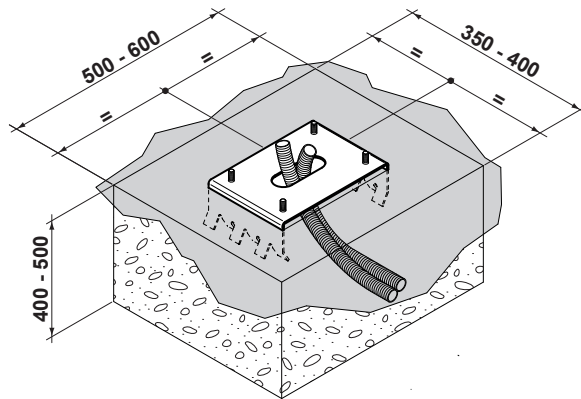
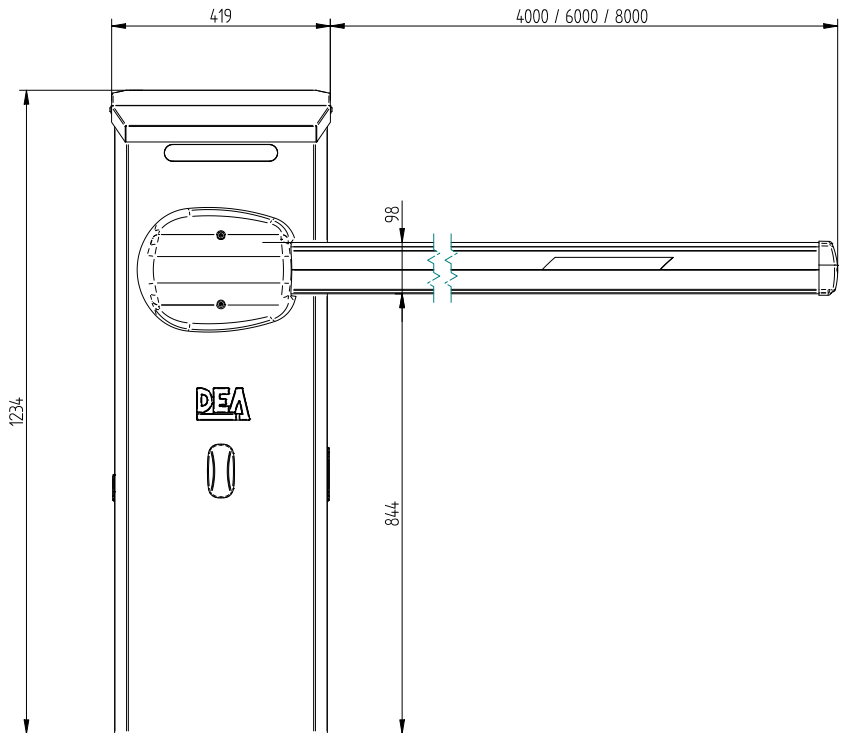
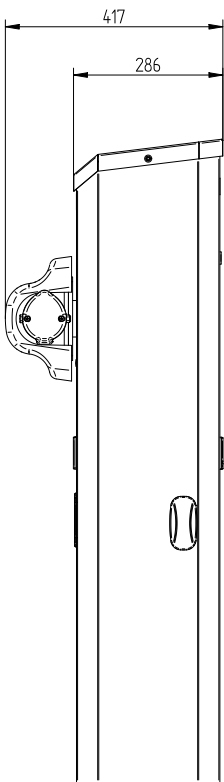
Wiring



— Corrugated pipe for power supply cable
 - - - Ø20 corrugated pipe or external PVC conduit for connection between the control board and the command and safety accessories

| pos. | description |
|------|-----------------------|
| 1 | Column with photocell |
| 2 | Barrier |
| 3 | Photocells |
| 4 | LED strip |
| 5 | Column with selector |

Dimensions



DEAuser



DEAuser is the app for **private users** that allows activation of automation at **close proximity** via Bluetooth.

By installing NET-NODE on all devices with NETLINK technology, you can control your gate through your smartphone.

To be used with:



Art.NET-NODE 2.0
Cod. 677642



DEAinstaller



DEAinstaller is the App dedicated to the **professional installer** and allows Installers to program and manage DEA automations on-site in a simple and intuitive way from their smart devices.

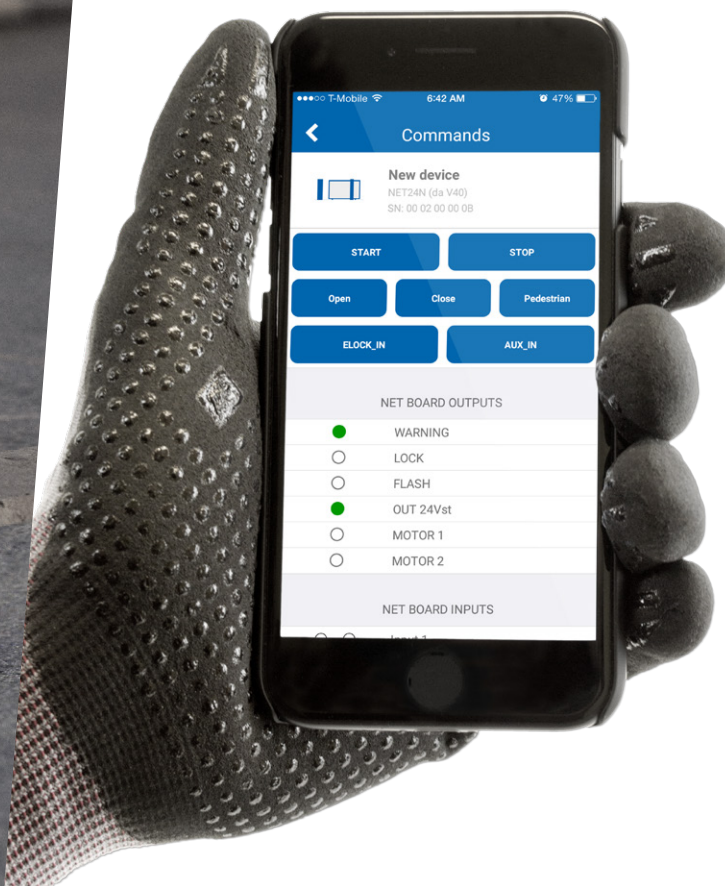
If you use it with the NET-NODE you can:


- ✓ keep a **data backup** of all your installations
- ✓ easily adjust the **parameters** of your control boards
- ✓ update the **firmware**
- ✓ program the **maintenance**
- ✓ manage or customise the **remotes**
- ✓ read **technical manuals** or have a look at the **electrical connections**
- ✓ control the **inputs** and **output** of the control boards
- ✓ **control** the automation with the App

To be used with:



Art.NET-NODE 2.0
Cod. 677642





#safeasyoulike!

Non-copyable remotes!

GTI remotes are multi-function. They have three coding possibilities: DIP SWITCH, Rolling Code and D.A.R.T. the new DEA advanced coding.

You can customise the code of the remotes to guarantee the maximum security to your customer.

- D.** DEA
- A.** Advanced
- R.** Rolling Code
- T.** Transmission

Looking for **total safety**?
With **NET-BOX** each installer can customise the code of your GTI remotes.



#colourasyoulike!

Choose your favorite colour!

GTI remotes can be customised with button kits in seven colours: green, light green, blue, pink, yellow, orange and purple.

-  GREEN
-  LIGHT GREEN
-  BLUE
-  PINK
-  YELLOW
-  ORANGE
-  PURPLE



Note: button kits are supplied in packs of 5. The remote must be ordered separately.



NETLINK

is our technology applied to DEA devices for the smart management of your installations, both **locally** and **remotely**.



Our range

Automations for sliding gates



LIVI N



REV




GULLIVER



Automations for sectional doors

NEW



SPACE N



NEW



ADVANCE N



LIVI 902



Automations for swing gates

NEW



MAC




NEW



STING



NEW




LOOK




GEKO



LIVI 502



GHOST 100/200



OLI N



Automations for industrial gates



LATO



550 PL



Barriers

NEW



PASS N



NEW



STOP N



TRAFIK



Bollards



ROCK



HEADQUARTER
DEA SYSTEM S.p.A.
 Via della Tecnica, 6 - 36013 Piovene Rocchette (VI) - ITALY
 ☎ + 39.0445.55.07.89 - 📠 + 39.0445.55.02.65
 info@deasystem.com - www.deasystem.com

Branches > Italia, France, United Kingdom, Ireland, España,
 Portugal, Polska, Deutschland, Беларусь

> **HEAD OFFICE**
DEA System UK & IRE
 Sandholes Road - Cookstown - Co. Tyrone
 BT80 9AR - IRELAND
 ☎ + 44 (0)28 8676 6476 - 📠 + 44 (0)28 8676 2414
 info@deasystem.net

DEA System UK & IRE
 Unit 31 - The IO Centre - Hearle Way - Hatfield - Hertfordshire
 AL10 9EW - UNITED KINGDOM
 ☎ + 44 (0)1707 246 599
 contact@deasystem.net